

XLINE command

2450 GstarCAD MY /KW August 25, 2021 [CAD Commands](#) 0 1315

The **XLINE** command is used to create infinitely long straight lines.

Command Access:

Ribbon : Home > Draw > XLINE

Menu : Draw > Construction Line

Command : XLINE

Command Prompts:

Specify a point or [Hor/Ver/Ang/Bisect/Offset]:

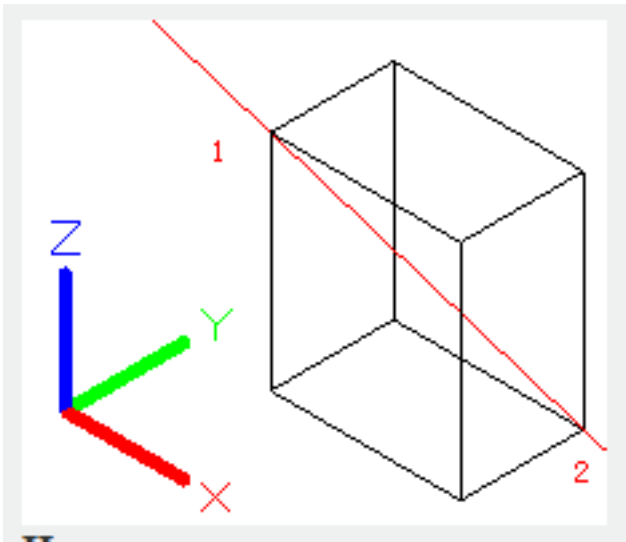
Function Description:

Users could create the structure and reference lines by infinitely long straight lines, and this kind of lines could trim.

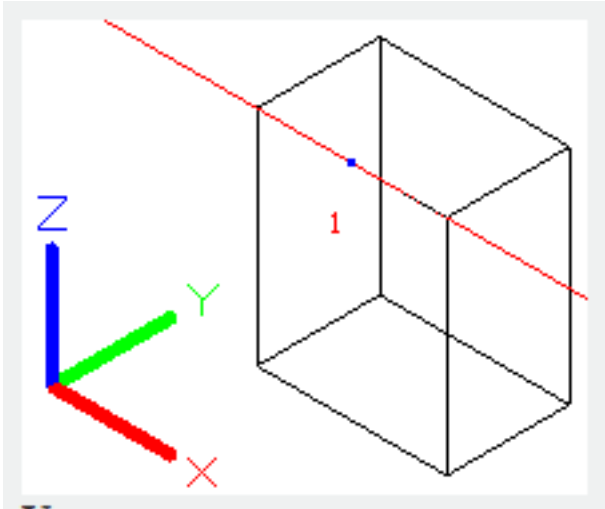
Relative Glossary:

Point:

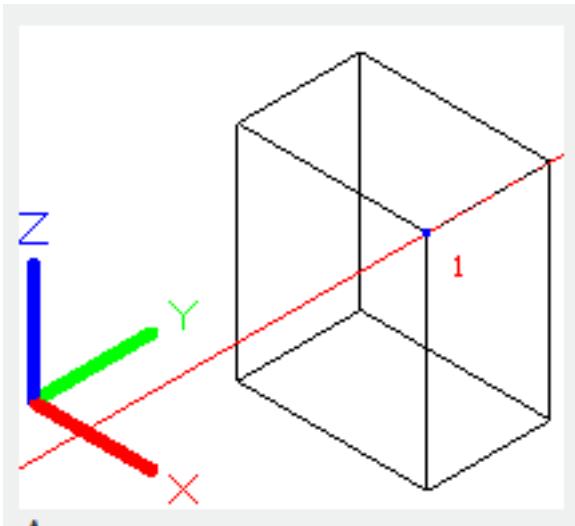
Create an xline by two specified points. Those two points determine the position of xline.



Hor : Create a horizontal xline through specified point. This xline is parallel to X axis.



Ver : Create a vertical xline through specified point. This xline is parallel to Y axis.



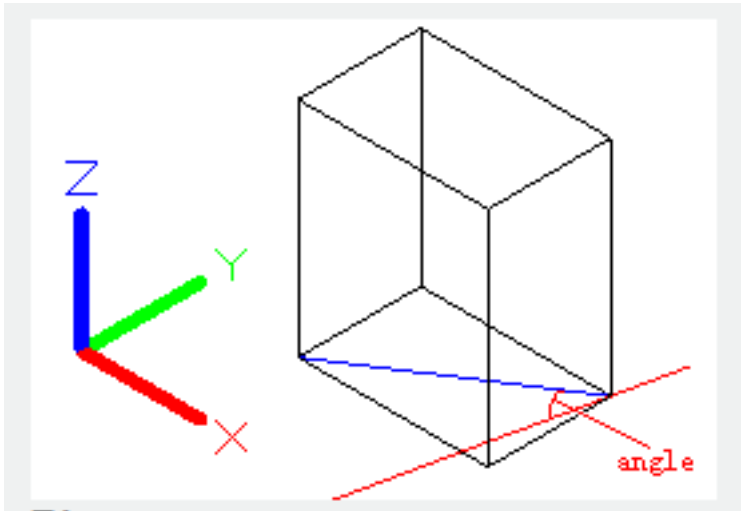
Ang : Create an xline by specified angle.

Angle of xline :

Specify angle of xline.

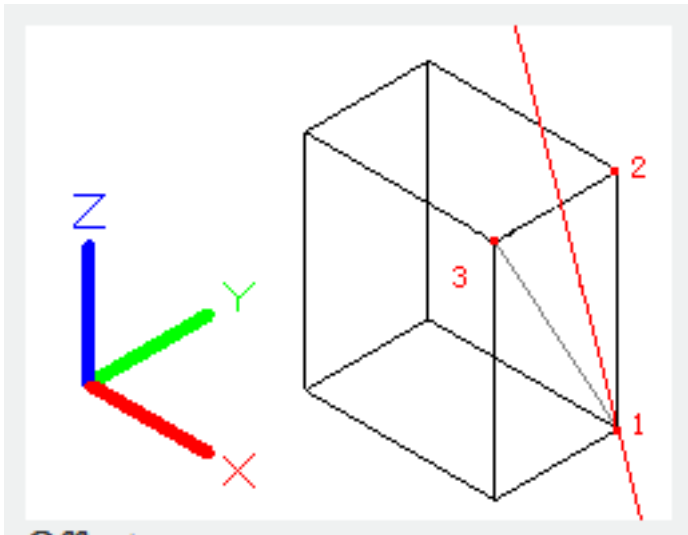
Reference :

Specify angle between xline and selected reference. This angle is calculated by anticlockwise direction.



Bisect:

Create an xline through specified vertex and bisecting two lines' intersection angle. This xline is determined by three points.



Offset:

Offset distance : Specify offset distance from selected object.

Through : Create an xline that through specified point and offsetting selected line.