

# DIVIDE command

2096 GstarCAD MY /KW August 12, 2021 [CAD Commands](#) 0 2076

The **DIVIDE** command place evenly spaced point objects or blocks along the length or perimeter of a selected object.

## Command Access:

**Ribbon** : Home > Draw > Point > Divide

**Menu** : Draw > Point > Divide

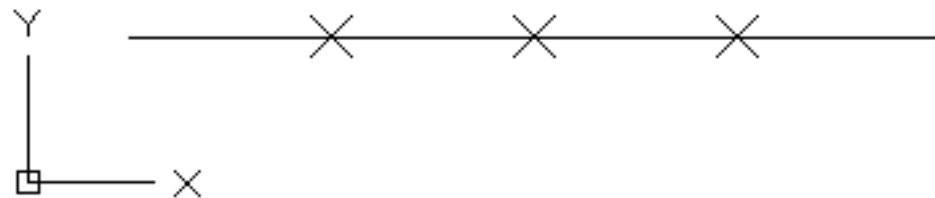
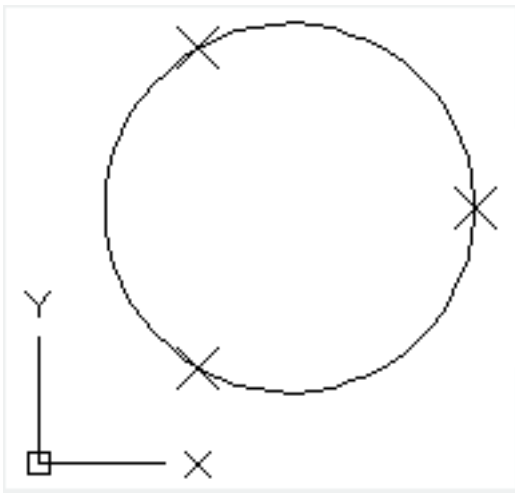
**Command** : DIVIDE

## Command Prompts:

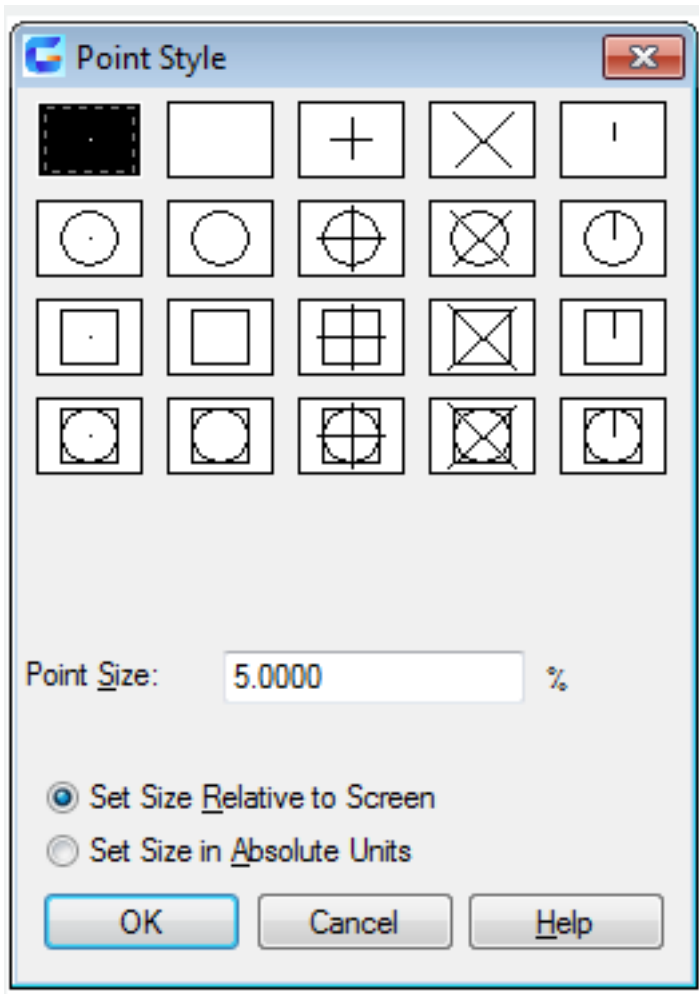
Select object to divide:

Enter the number of segments or [Block]:

## Function Description:



Users could use DDPTYPE command to modify the display of points.



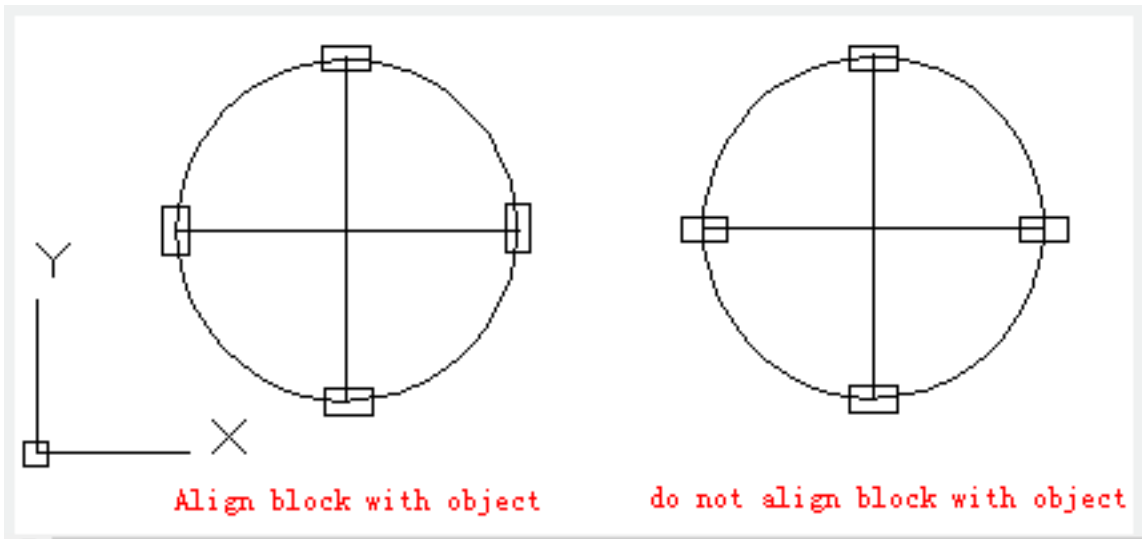
**Relative glossary:**

**Block:**

Place block with equal intervals along specified object. If a block contains variable properties, they will be discarded when inserting it.

**Align block with object :** The X direction of specified block will be tangent or aligned to object at the equal points.

**Do not align block with object :** Align the block along the normal direction.



Online URL: <https://www.kb2.gstarcad.com.my/article.php?id=2096>